

**General
Dental
Council**

Registration Statistical Report **2020**



Published August 2021

© **General Dental Council** copyright **2021**

The General Dental Council is a public body created by statute.

This information is licensed under the Open Government Licence v3.0.

To view this licence visit:

nationalarchives.gov.uk/doc/open-government-licence/version/3.



This publication is available in clear print, large print, or audio formats on request.

This publication is available in Welsh and other languages on request.

All enquiries regarding this publication should be sent to:

General Dental Council
37 Wimpole Street
London
W1G 8DQ

Phone: 020 7167 6000

Email: information@gdc-uk.org

Web: gdc-uk.org

When you use this information under the Open Government Licence, you should include the following attribution: GDC Registration statistical report 2020, licensed under the Open Government Licence:

www.nationalarchives.gov.uk/doc/open-government-licence/version/3/



Contents

Introduction	4
Registrant statistics	5
The total number of dentists and dental care professionals (DCPs) on the register as of 31 December 2020	5
The composition of the register by dental grouping as of 31 December 2020	5
Restorations to the registers in 2020 by title	7
Dentists on the register as of 31 December 2020, by region of qualification	7
Dentists and DCPs added to the register in 2020, by region of qualification	9
Dentists and DCPs removed from the register in 2020, by reason for removal	11
The composition of specialist lists at the end of 2020	13
Register profile – equality and diversity	14
The composition of the register by gender of dentists and DCPs as of 31 December 2020	14
Registrant age groupings as of 31 December 2020	16
Registrant ethnic groupings as of 31 December 2020	17
Registrant religious groupings as of 31 December 2020	18
Registrant marital status as of 31 December 2020	19
Registrant sexual orientation as of 31 December 2020	20
Registrants with disabilities as of 31 December 2020	20





Introduction

Dentists and dental care professionals (DCPs) must be registered with the General Dental Council (GDC) to practise lawfully in the UK. Everyone who joins the register must be suitably qualified, or pass an assessment, and meet health, character and English language requirements to be considered fit to practise as a member of the dental team.

Applications can be made in several ways. The applicant must show that they have one of the following:

- A recognised UK qualification.
- A recognised European qualification.
- A recognised overseas qualification.
- An assessment of suitability to register, via a GDC panel assessment of skills and knowledge.
- A pass in Parts 1 and 2 of the Overseas Registration Examination.

Specialist lists

The GDC also maintains lists of dentists who are suitably qualified or experienced to be considered specialists in specific areas of dentistry.

Continuing Professional Development (CPD)

Undertaking CPD is a compulsory part of registration with the GDC. A dental professional must meet our CPD requirements to maintain registration. We also require evidence of CPD from any dental professional wishing to re-join the register.





Registrant statistics

The total number of dentists and dental care professionals (DCPs) on the register as of 31 December 2020

This table illustrates the total number of individuals on the dentists and DCP registers. There was a 0.5% increase in the total number of individual registrants from 113,439 at the end of 2019 to 113,960 at the end of 2020¹.

Registration type	Number of registrants	% of total
Dentist	43,054	38%
DCP	70,906	62%
Total	113,960	100%

The table below sets out the number of registered titles. Because some individuals have more than one title, for example a dental hygienist may also be a dental therapist, the total numbers by title exceed the actual number of individuals on the register.

The composition of the register by dental grouping as of 31 December 2020²

Registration title	Number of Registrants	% of total titles on the Register	Number of new titles added in 2020	% of total newly added in 2020
Dental Nurse	58,972	49%	3,813	56%
Dentist	43,054	36%	1,627	24%
Dental Hygienist	7,812	6%	660	10%
Dental Technician	5,529	5%	81	1%
Dental Therapist	3,938	3%	525	8%
Orthodontic Therapist	734	1%	58	1%
Clinical Dental Technician	367	<1%	1	<1%
Total	120,406	100%	6,765	100%

There was a 0.8% increase in the overall number of registered titles in 2020, from 119,397 in 2019 to 120,406 in 2020.

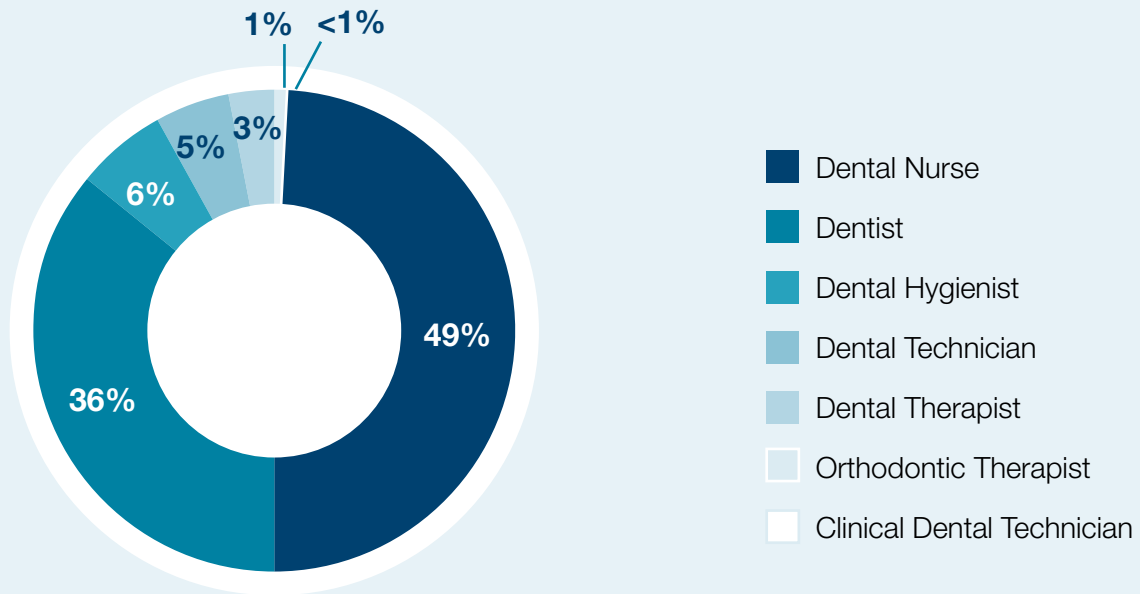
1 Please note 78 dentists are also registered as DCPs therefore are included in both numbers in the table.

2 This table is a count of the number of dental professionals on the register by title. A dental professional who has more than one title is counted once for each title that they hold. Therefore, the total for this table is greater than the overall total number of individuals registrants.

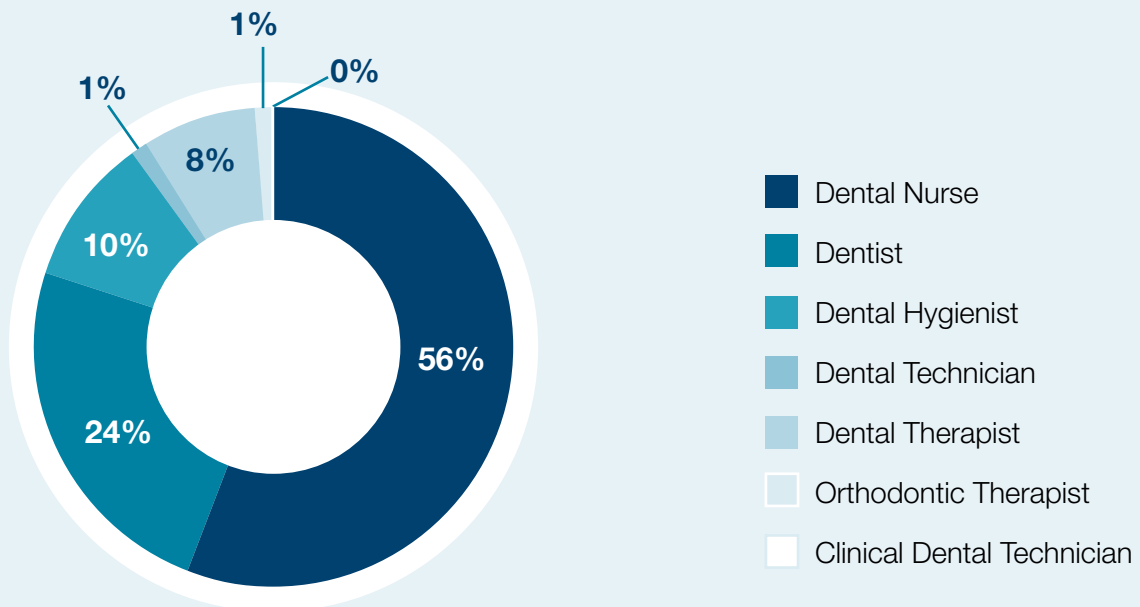




The composition of the register by dental grouping as of 31 December 2020



Addition to the register by dental grouping





Restorations to the registers in 2020 by title

During 2020, there were 1,070 registrants who re-joined the registers through the restoration process ³:

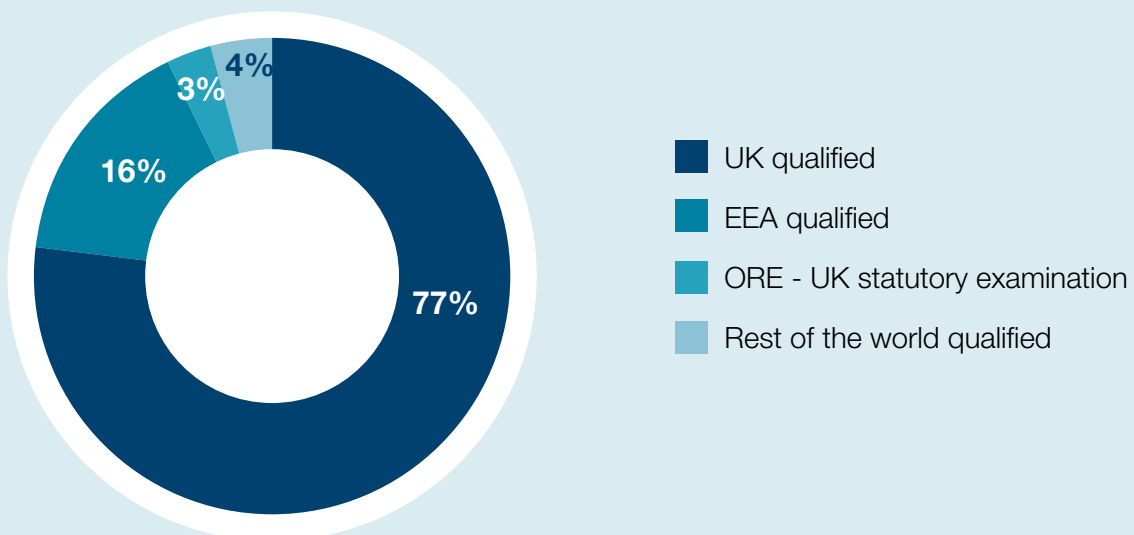
Registration title	Number of registrants	% of total
Dental Nurse	788	73%
Dentist	156	15%
Dental Technician	47	4%
Dental Hygienist	49	5%
Dental Therapist	25	2%
Orthodontic Therapist	1	<1%
Clinical Dental Technician	4	<1%
Total	1,070	100%

Dentists on the register as of 31 December 2020, by region of qualification

a) Dentists, by region of qualification

Region of qualification	Amount	% of total
UK qualified	33,151	77%
EEA qualified	6,966	16%
ORE – UK statutory examination	1,354	3%
Rest of the world qualified	1,583	4%
Total	43,054	100%

Dentists on the register as of 31 December 2020, by region of qualification



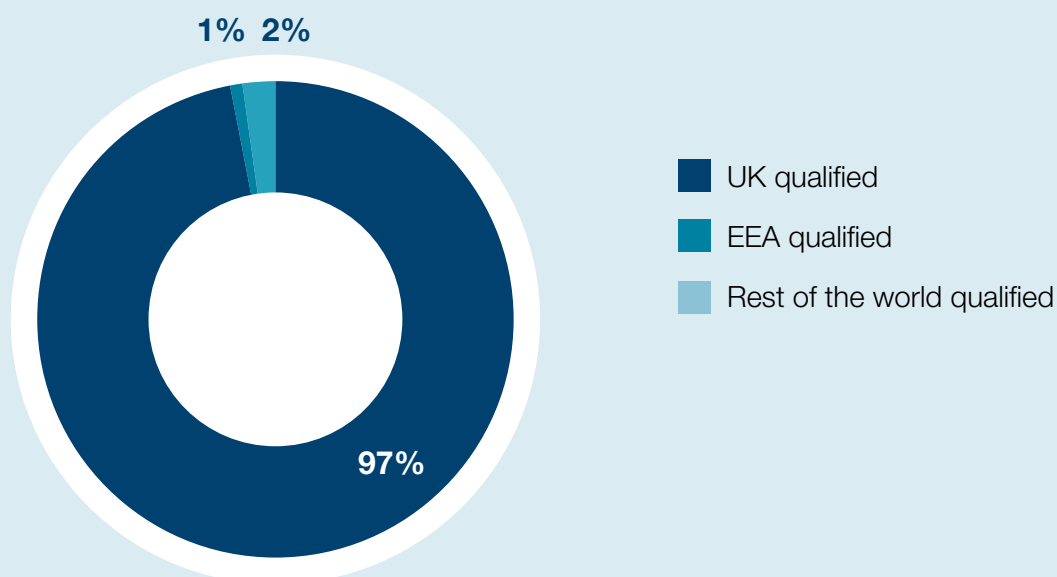
³ Restoration is the process an individual who has previously been registered with the GDC goes through when they wish to re-join the register.



b) DCPs, by region of qualification

Registration type	UK qualified	EEA qualified	Rest of world qualified	Total
Dental Nurse	58,538	258	176	58,972
Dental Hygienist	6,636	462	714	7,812
Dental Technician	5,268	225	36	5,529
Dental Therapist	3,414	2	522	3,938
Orthodontic Therapist	709	4	21	734
Clinical Dental Technician	363	0	4	367
Total	74,928	951	1,473	77,352

DCPs on the register as of 31 December 2020 by region of qualification



Dentists and DCPs added to the register in 2020, by region of qualification

a) New additions to the dentist register in 2020, by region of qualification

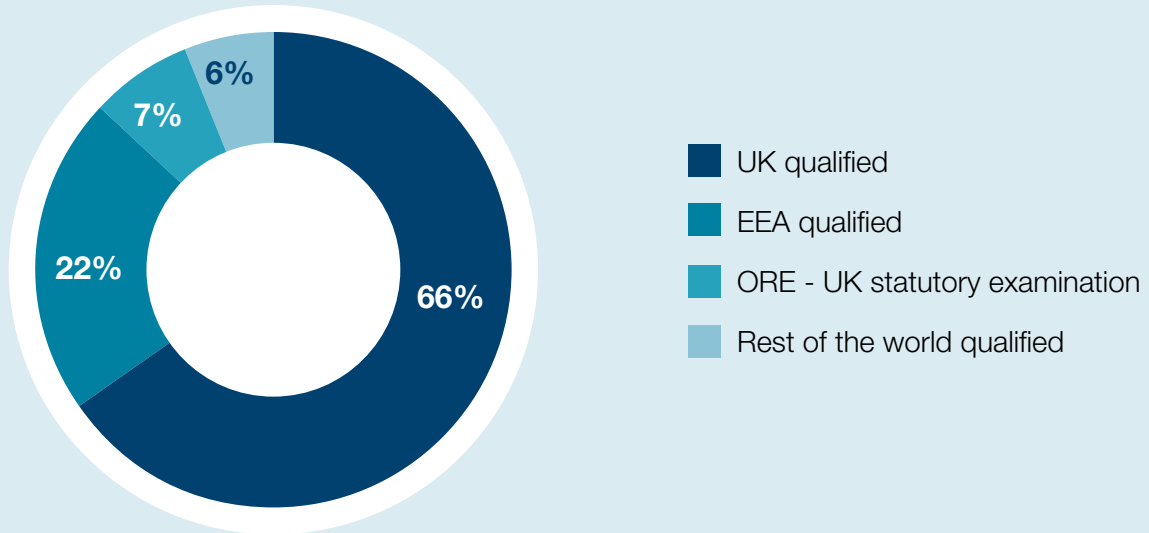
Region of qualification	Number of registrants	% of total
UK qualified	1,070	66%
EEA qualified	357	22%
ORE – UK statutory examination	106	7%
Rest of the world qualified	94	6%
Total	1,627	100%

b) New additions to the DCP register by region of qualification

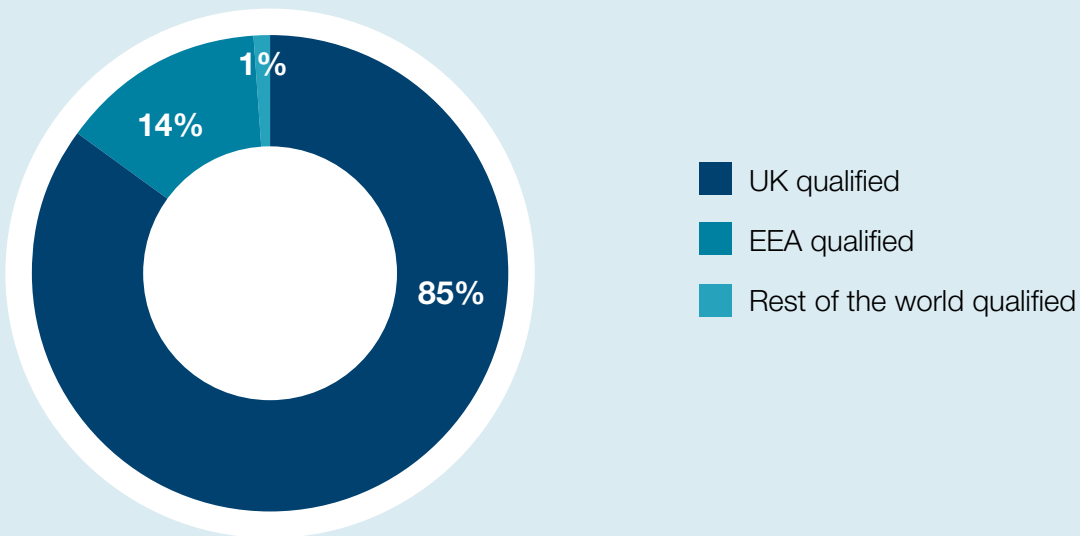
DCP title	UK qualified	EEA qualified	Rest of world qualified	Total
Dental Nurse	3,697	21	95	3,813
Dental Hygienist	310	32	318	660
Dental Therapist	250	0	275	525
Dental Technician	72	5	4	81
Orthodontic Therapist	42	1	15	58
Clinical Dental Technician	0	0	1	1
Total	4,371	59	708	5,138



New additions to the Dentist register in 2020 by region of qualification



New additions to the DCP register in 2020 by region of qualification





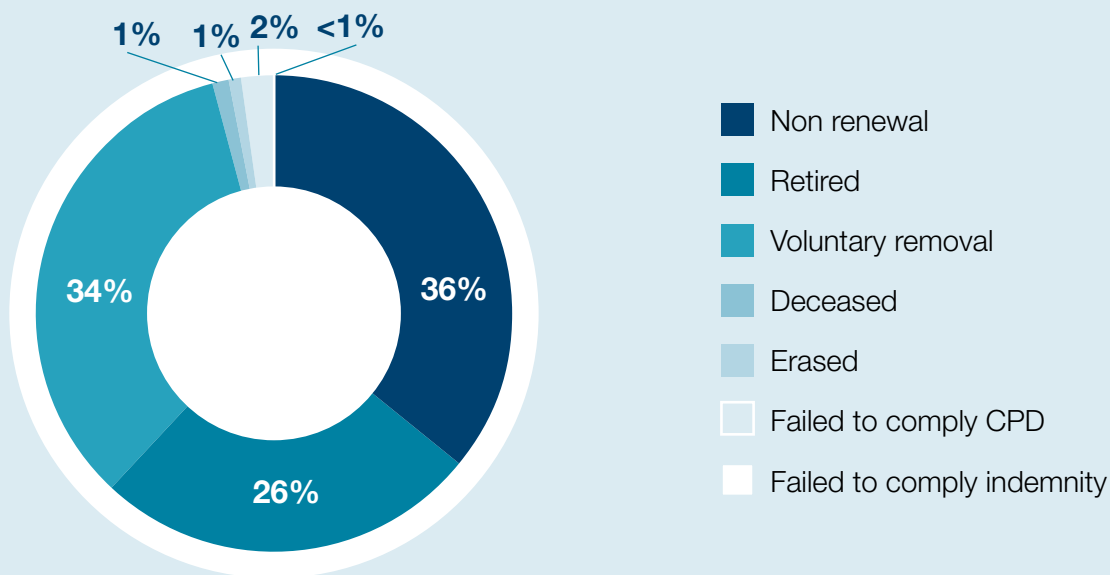
Dentists and DCPs removed from the register in 2020, by reason for removal

a) Removal from the Dentist register in 2020, by reason for removal

Removal reason	Dentists	% of Total
Deceased	16	1%
Erased	14	1%
Failed to comply CPD	25	2%
Failed to comply Indemnity	5	<1%
Non renewal	429	36%
Retired	307	26%
Voluntary removal	402	34%
Total	1,198	100%

There was a 25% decrease in the overall number of Dentist Removals in 2020, from 1,606 in 2019 to 1,198 in 2020.

Dentist Removals from the register in 2020 by removal reason



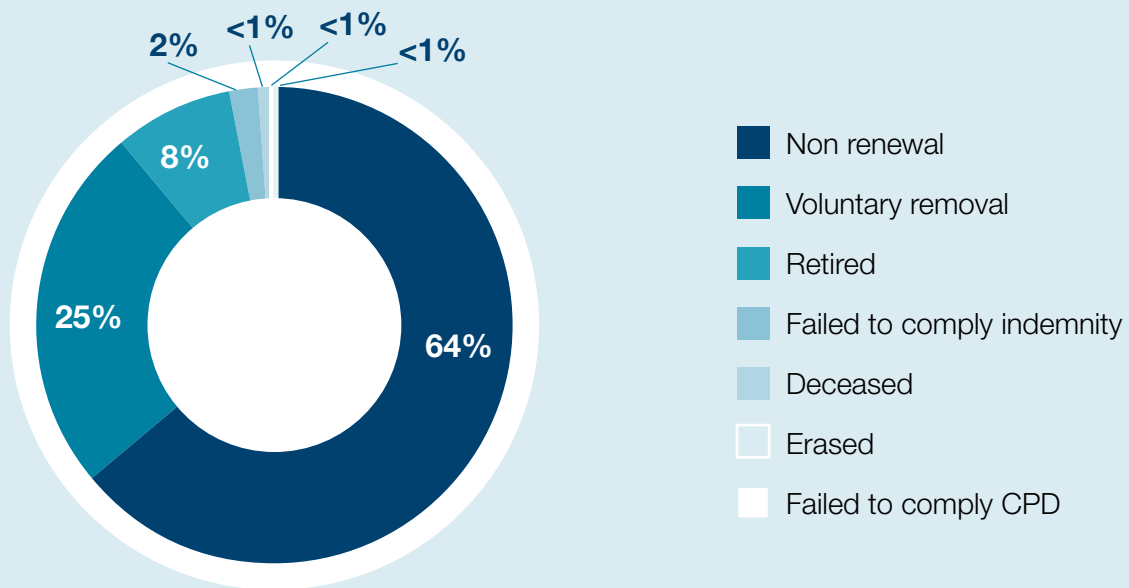


b) Removal from the DCP register in 2020, by reason for removal

Removal reason	DCPs	% of Total
Deceased	6	<1%
Erased	13	<1%
Failed to comply CPD	16	<1%
Failed to comply Indemnity	90	2%
Non renewal	3,082	64%
Retired	378	8%
Voluntary removal	1,218	25%
Total	4,803	100%

There was a 5% increase in the overall number of DCP Removals in 2019, from 4,594 in 2019 to 4,803 in 2020.

DCP Removals from the register in 2020 by removal reason





The composition of specialist lists at the end of 2020⁴

Specialty type	Titles	% of Total
Orthodontics	1,361	32%
Oral Surgery	721	17%
Prosthodontics	441	10.5%
Periodontics	376	9%
Endodontics	306	7%
Restorative Dentistry	293	7%
Special Care Dentistry	287	6.5%
Paediatric Dentistry	238	5.5%
Dental Public Health	92	2%
Oral Medicine	69	1.5%
Oral and Maxillofacial Pathology	34	1%
Dental and Maxillofacial Radiology	28	1%
Oral Microbiology	7	<1%
Total	4,253	100%

⁴ Note on specialist lists: there was a decrease of 1% in the number of speciality titles at the end of 2020, from 4,280 titles in 2019 to 4,253 titles in 2020. Percentages may not add up to 100%, as they are rounded to the nearest whole number.





Register profile – equality and diversity

The charts below show our registrant profile analysed with reference to protected characteristics⁵. All registrants are given the option to update this information voluntarily.

Several of the characteristics do not have full responses on the charts, categorised as 'unknown'. While providing this data is not mandatory, we encourage registrants to provide this information to help us improve our services and processes and ensure that any potential discrimination or inequities can be identified and removed

We will publish additional data sets with regards to equality and diversity in future publications as we build further data in this area.

Our new, updated EDI Strategy for 2021-23 can be located on our [website](#) and sets out our objectives to ensure that the GDC is an active champion of diversity, equality and inclusion inside our organisation and in the sector we regulate.

The composition of the register by gender of dentists and DCPs as of 31 December 2020⁶

Registration type	Male	% of total	Female	% of total	Total
Dentist	21,121	49.1%	21,933	50.9%	43,054
DCP	5,213	7.4%	65,693	92.6%	70,906

The gender composition of dentists and DCPs added to the registers in 2020⁷

Registration title	Female	% of total	Male	% of total	Total
Dental Nurse	3,737	98%	85	2%	3,822
Dentist	1,015	62%	612	38%	1,627
Dental Hygienist	569	86%	90	14%	659
Dental Therapist	446	85%	76	15%	522
Dental Technician	49	61%	31	39%	80
Orthodontic Therapist	48	87%	7	13%	55
Clinical Dental Technician	0	0%	1	100%	1
Total	5,864		902		6,766

5 Under the Equality Act 2010, the following are protected characteristics: age; disability; gender reassignment; marriage and civil partnership; pregnancy and maternity; race; religion or belief; sex; and sexual orientation.

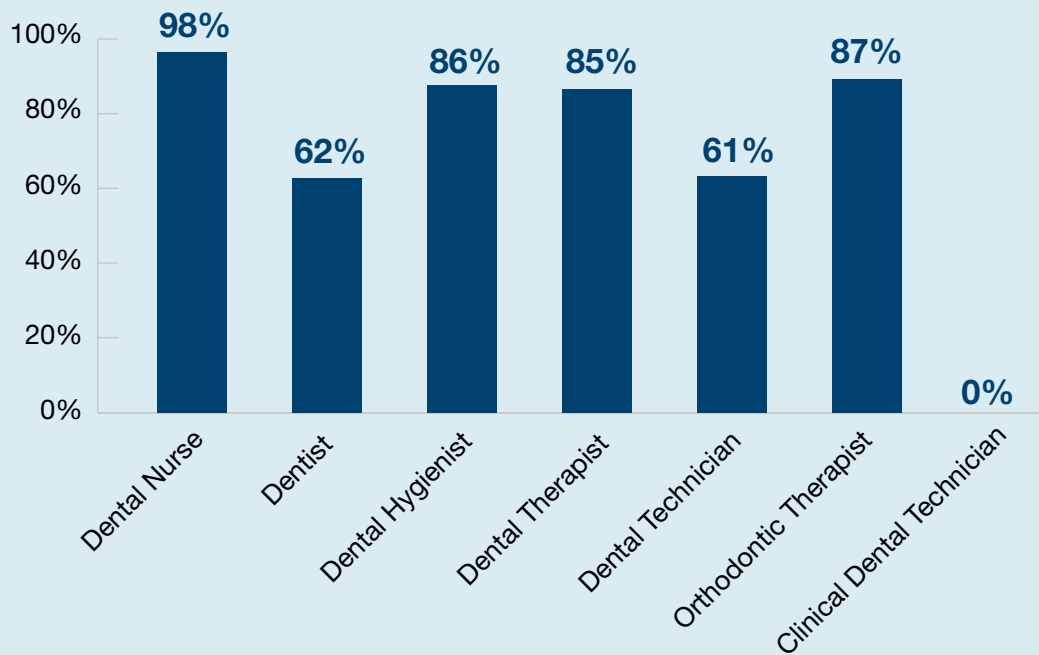
6 Percentages represent the proportion of gender composition to the overall register. The numbers presented in this table match table one.

7 Restorations are not included.

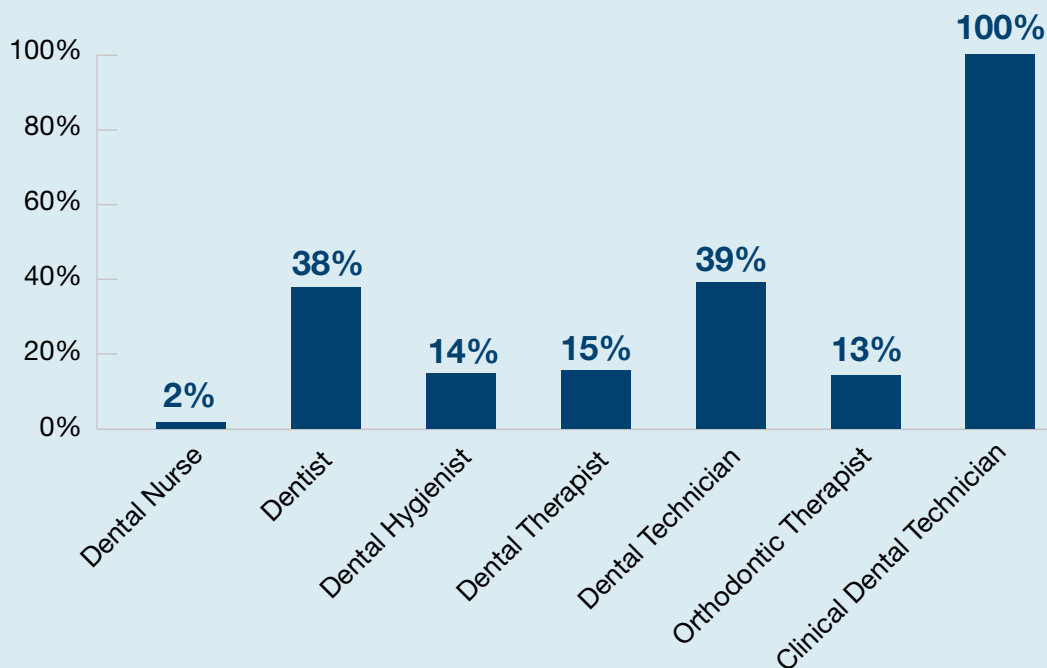




Female dentists and DCPs added to the register in 2020⁸



Male dentists and DCPs added to the register in 2020⁹



8 Please note this graph looks at the percentage of the total added for each dentist and DCP title in 2020 who identified as female.

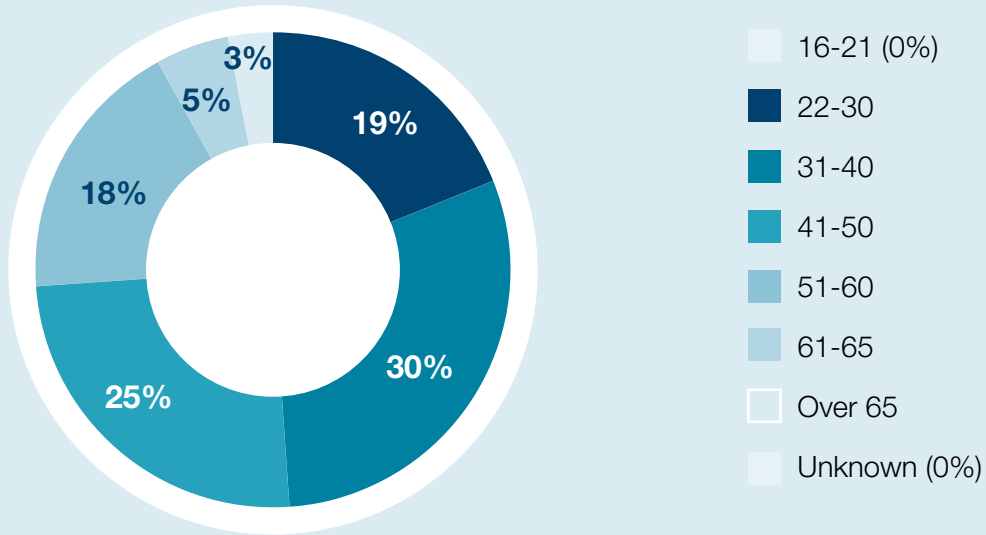
9 Please note this graph looks at the percentage of the total added for each dentist and DCP title in 2020 who identified as male.



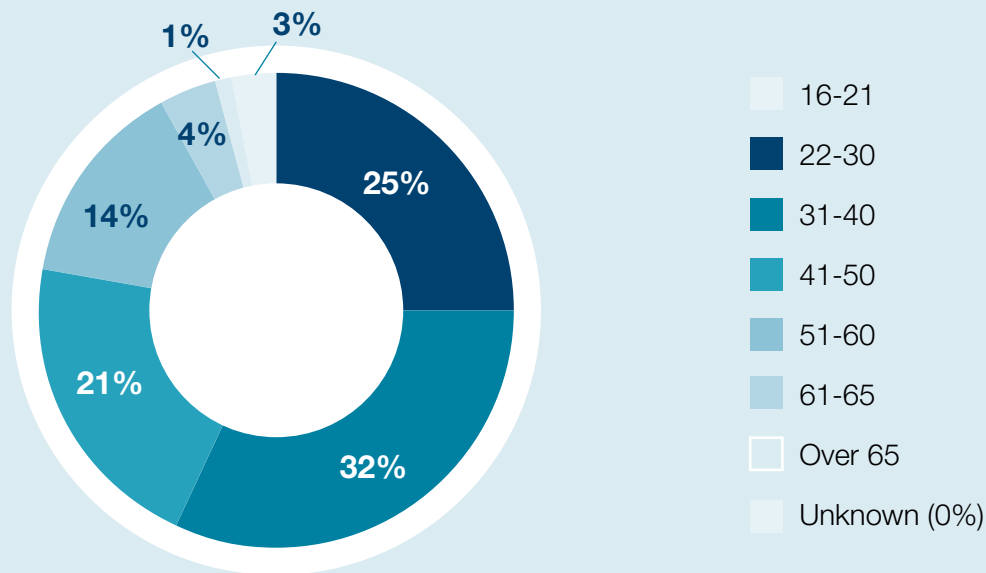


Registrant age groupings as of 31 December 2020

Dentist - age groupings as at 31 December 2020



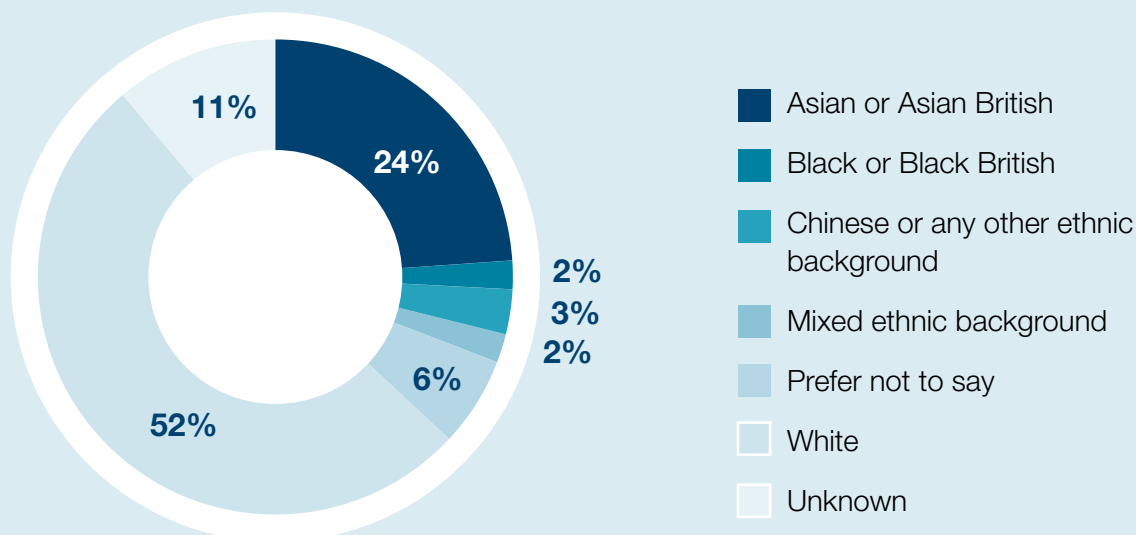
DCP - age groupings as at 31 December 2020



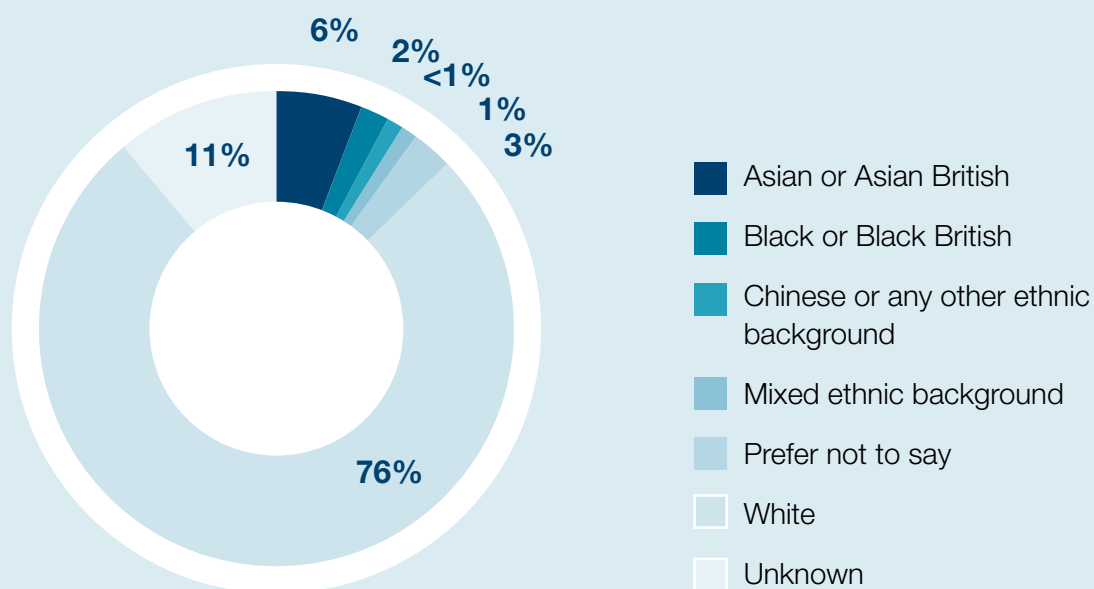


Registrant ethnic groupings as of 31 December 2020

Dentists – ethnic groupings as at 31 December 2020



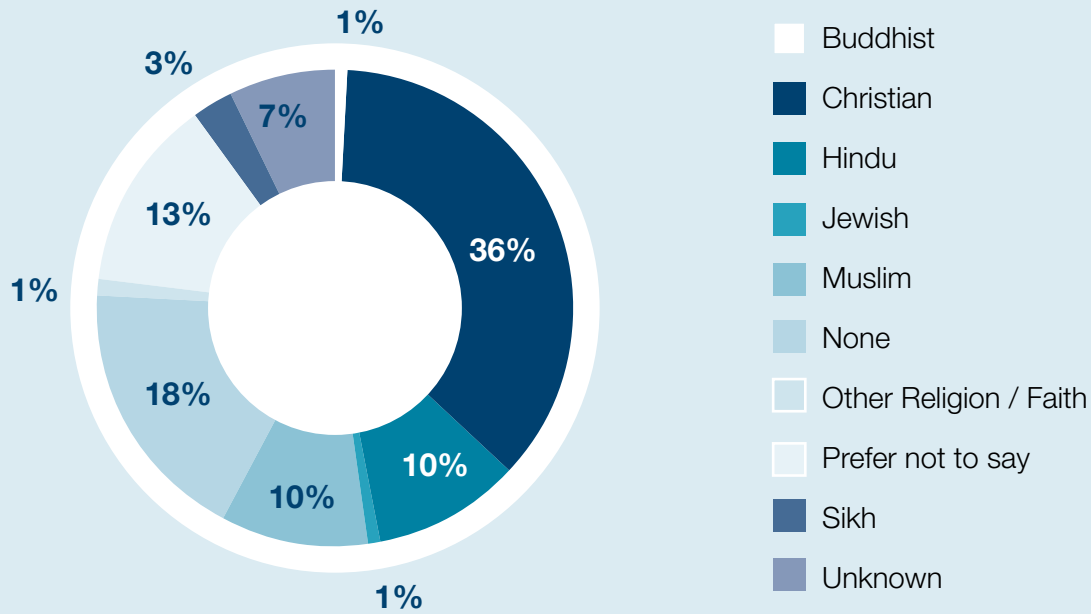
DCP – ethnic groupings as at 31 December 2020



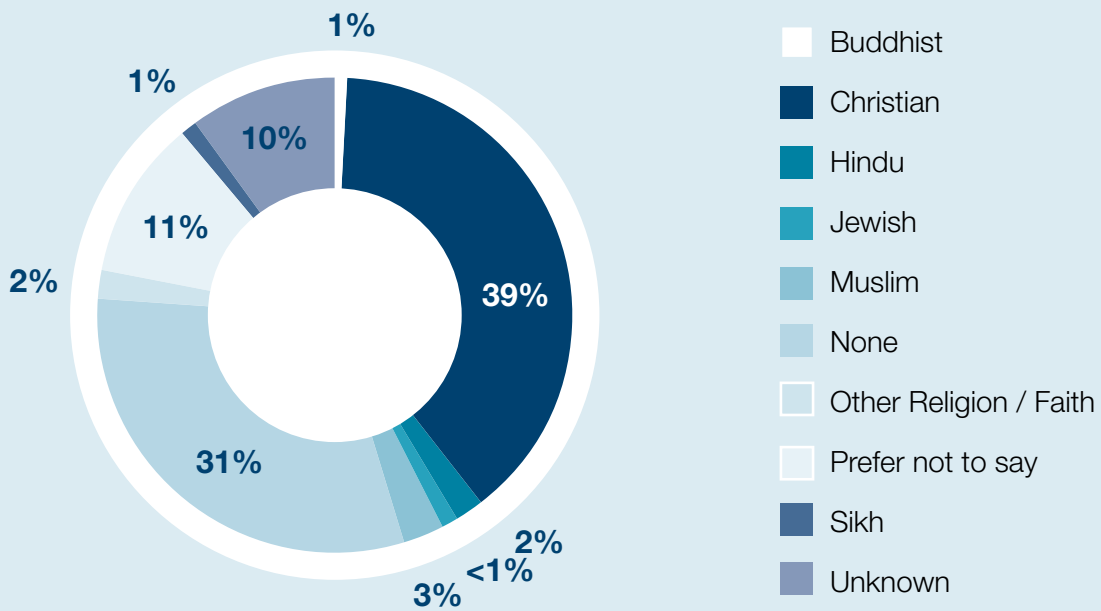


Registrant religious groupings as of 31 December 2020

Dentist - religious groupings as at 31 December 2020



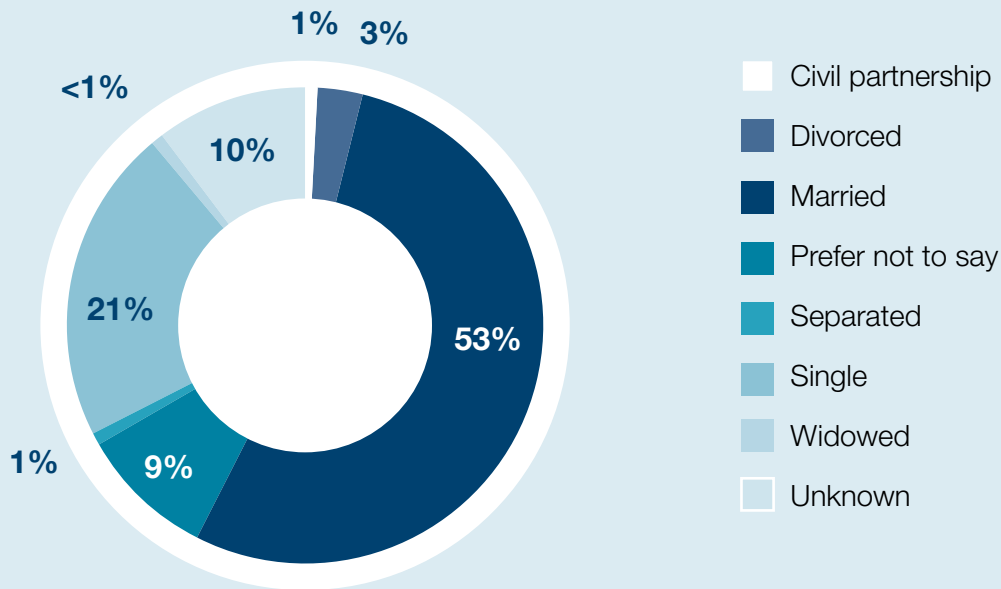
DCP - religious groupings as at 31 December 2020



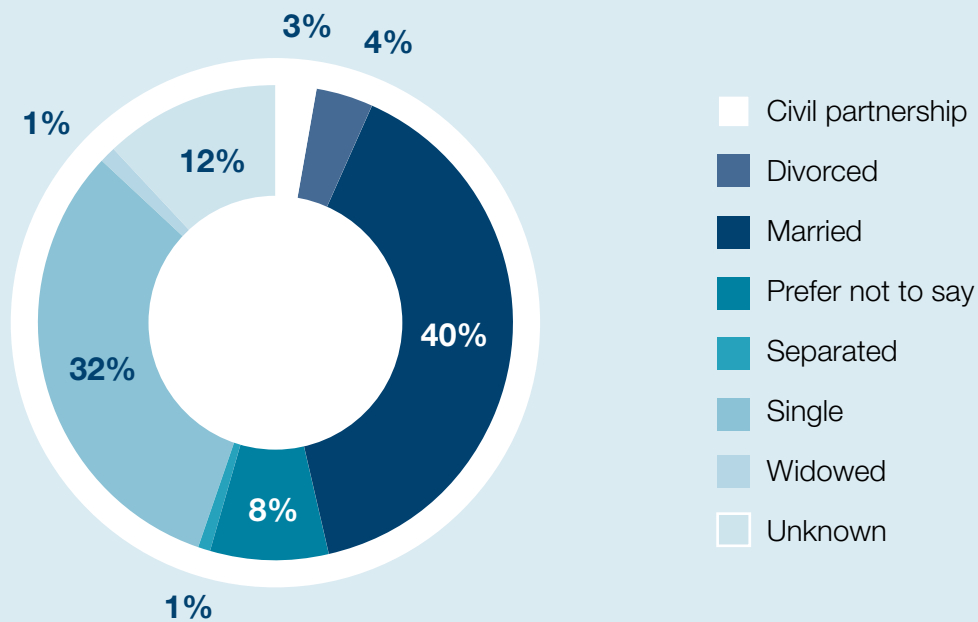


Registrant marital status as of 31 December 2020

Dentist - marital status groupings as at 31 December 2020



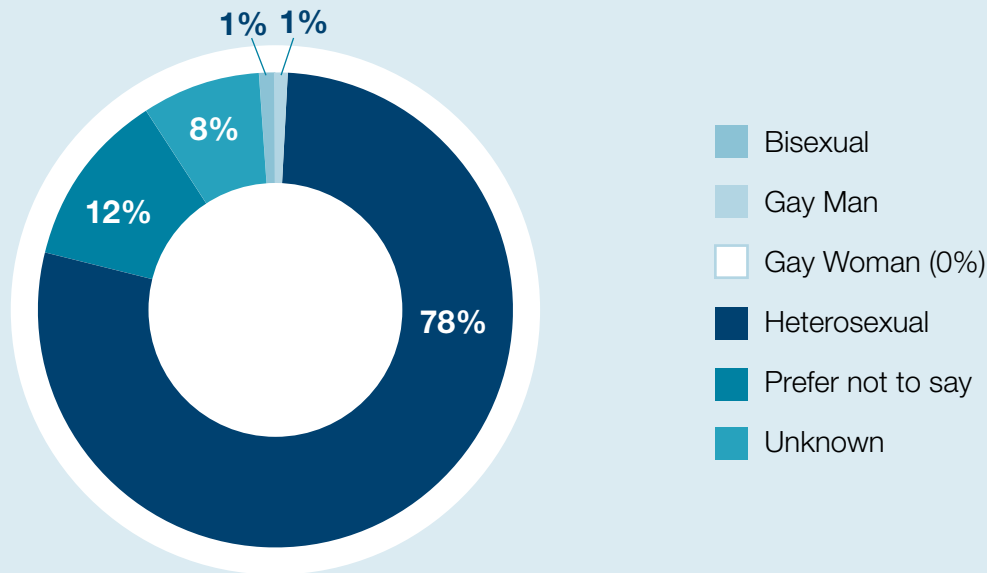
DCP - marital status groupings as at 31 December 2020



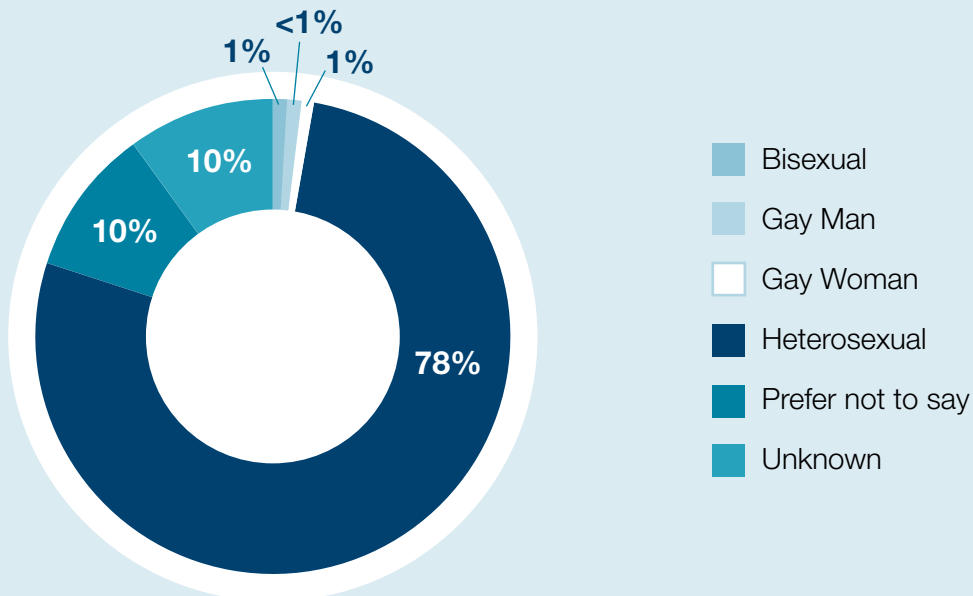


Registrant sexual orientation as of 31 December 2020

Dentists - sexual orientation at 31 December 2020



DCPs - sexual orientation at 31 December 2020



Registrants with disabilities as of 31 December 2020

Less than 1% of both dentists and DCPs identified as having a disability. The numbers here are exceptionally small, which may be due to the understanding of what is meant by the term 'disability.' Under the Equality Act 2010, a disability is described as a physical or mental impairment that has substantial and long-term negative effect on the ability to do normal activities. This could be inclusive of long-term health conditions, depression, and anxiety, and neurodivergent conditions.



General Dental Council
37 Wimple Street
London
W1G 8DG
020 7167 6000

